

Operating manual



Model: SA1100P



This manual and its contents are only for the operation and use of this product and cannot be used for other purposes.

This manual and its content inevitably contain errors or discrepancies from reality, and are for reference only. If there are discrepancies or doubts, please contact our company.

The functions and specifications are subject to change without prior notice.

contact us

Web: www.shiantech.com

Tell: 86-10-89498895

E-mail: shian@shiantech.com

1. Function

This product can monitor **CO2 concentration**, **temperature** and **humidity** in real time, and provide smiley LED indication and sound alarm function according to CO2 concentration.

2. Packing list



CO2 monitor X 1



Plug X 1 (optional)

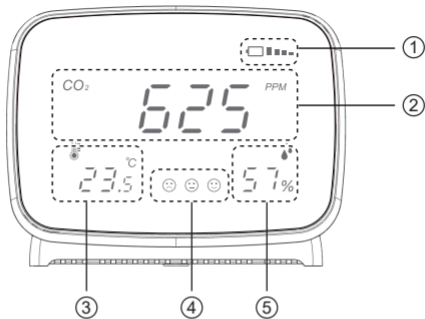


USB Cable X 1

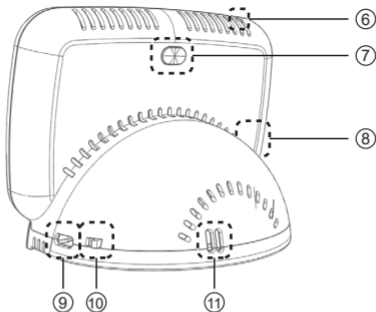


Manual X 1

2 Instruction



- ① Battery indication and power display
When charging, the indicator flashes
- ② CO₂ indication
- ③ Temperature indication
- ④ Indicator light
(Red/Yellow/Green)
- ⑤ Humidity indication



⑥ Dimmer sensor

The dimmer sensor adjust the backlight to the environment automatically. This makes us comfortable and save energy.

⑦ Button

(a) One button to awake. See detail in **3** ON/OFF switch

(b) One button to Mute. See detail in **4** Alarm

(c) One button to calibration. See detail in **5** Calibration

⑧ Buzzer position

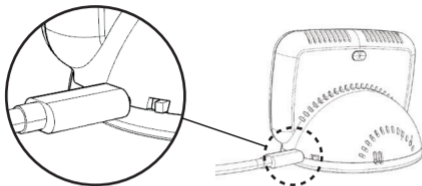
⑨ Type-C power port

⑩ ON/OFF switch

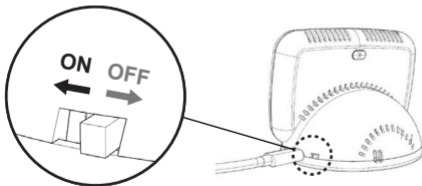
⑪ Temperature and humidity sensor holes

ON/OFF switch

1. Connect the USB power cable (position ⑨)



2. Turn on the switch (position ⑩). At this time, the buzzer rings and the display is on.



※ When the lightness is dark, the display will be off automatic in 10 minutes, press the button (position ⑦) to awake the monitor.

(a) Smiley - LED indication**☹ Red light : CO₂ >1200ppm**

The CO₂ concentration is over 1200ppm, the red indicator lights up.

☺ Rellow light : 800ppm < CO₂ < 1200ppm

The CO₂ concentration is between 800ppm and 1200ppm the yellow indicator lights up.

☺ Green light : CO₂ < 800ppm

The CO₂ concentration is below 800ppm, the green indicator lights up.

(b) Alarm sound

ON When CO₂ concentration is over 1200P, the sound alarm is on.

OFF You can press the button (position ⑦) to turn off the sound alarm briefly.

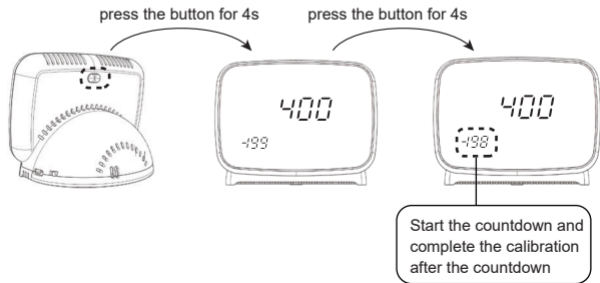
✳ *After the sound alarm is turned off, when CO₂ exceeds 1200ppm again, the alarm sound continues to sound.*

Before calibration, run the device for at least 20 minutes with windows open or in outdoor environment with portable battery source to reach an atmosphere with 400 ppm CO₂, wait until CO₂ reading is stable, following below steps for calibration, after calibration leave it 10 minutes before normal use.

operation :

Long press the button (position ⑦) for 4s, the CO₂ display 400, and then long press the button for 4s to start calibration.

※ During the whole process, briefly press the button to log out the calibration setting.



6 Specifications

CO2	Measuring range	(0-5000)ppm
	Display resolution	1ppm (0-1000); 5ppm (1000-2000); 10ppm (>2000)
	Accuracy	(0~3000)ppm: $\pm 50\text{ppm} \pm 5\%$ of reading (take the Maximum), (>3000)ppm: $\pm 7\%$ of reading
	Repeatability	20ppm at 400ppm
	Temp compensation	$\pm 0.1\%$ of reading per $^{\circ}\text{C}$
	Response time	<2 min for 63% of step change or < 4.6 min for 90% step change
	Warm-up time	<20 seconds
Temp	Operating temperature	32 $^{\circ}\text{F}$ ~ 122 $^{\circ}\text{F}$ (0 $^{\circ}\text{C}$ ~50 $^{\circ}\text{C}$)
	Accuracy	$\pm 2^{\circ}\text{F} / \pm 1^{\circ}\text{C}$
	Display resolution	1 $^{\circ}\text{F} / 0.1^{\circ}\text{C}$
	Response time	<20 minutes (63%)

RH	Measuring range	5~95%
	Accuracy	±5%
	Display resolution	1% Main interface display, 1% Max/Min display
Operating Temperature		32°F ~ 122°F (0°C ~ 50°C)
Storage Temperature		-4°F ~ 140°F (-20°C ~ 60°C)
Operating & storage RH		0-95%(non-condensing)
Operating Voltage		DC(5±0.25)V
Dimension		110*66*84mm
Weight		133g

※ Typical test conditions: Ambient Temp: $23 \pm 3^{\circ}\text{C}$, RH=50%~70%,
Altitude= 0~10 meters

The USB cable is only used for power supply, not for communication with PC. If the power plug is disconnected or loose, the product may not work normally, and the LCD display information may be incorrect.

This product can't replace the CO2 detector in dangerous workplace, and can't replace the detector in human or animal health places, life and livelihood, medicine related fields.

Our company is not responsible for the loss caused by the user or any third party in the process of using the product or when the product is damaged. Our company reserves the right to modify the specifications without declaration.